




SOLING SCRATCH RACING 2018

	Boat No.	24/2	24/3	SERIES 1		SERIES 2					Total Points	Drops 30%	Nett Points	Race	Final
				28/4	26/5	28/7	25/8	29/9	27/10	24/11				Day Place 24/11	Place O/all 24/11
Matthew Henery	157	8	9	7	6	3	8	8	8	9	66	26	40	1	1
Greg Henery	203	17	17	22	17	6	28	17	26	29	179	83	96	4	2
Peter Lee	66	12	22	14	48	18	28	56	19	13	230	132	98	2	3
Nigel Brimble	56	25	10	26	25	10	30	20	64	22	232	120	112	3	4
Mike Harris	194	18	33	35	17	18	56	56	23	56	312	168	144		5
Tony Bolding	91	56	28	29	25	18	28	56	64	56	360	176	184		6
Brian Root	92	56	48	49	38	11	56	28	64	38	388	176	212	5	7
Jack Lee	46/41	35	39	49	48	11	56	38	61	43	380	166	214	6	8
John O'Sullivan	221	56	48	49	48	18	28	56	36	56	395	168	227		9
Rob Primrose	09	32	48	49	28	18	56	56	64	56	407	176	231		10
Dave Couper	100	56	48	49	48	18	56	44	41	56	416	168	248		11

-  BREAKING OF SERIES TIES (SERIES 1 & 2) - RRS A8.1
-  RACE TIES SCORED IN ACCORDANCE WITH RRS A7
-  **AVERAGE POINTS AWARDED BASED ON THE TOTAL NUMBER OF POINTS ACCRUED FOR THE RACE DAYS SAILED DIVIDED BY THE NUMBER OF RACE DAYS SAILED (Provisional until Final Results)**